

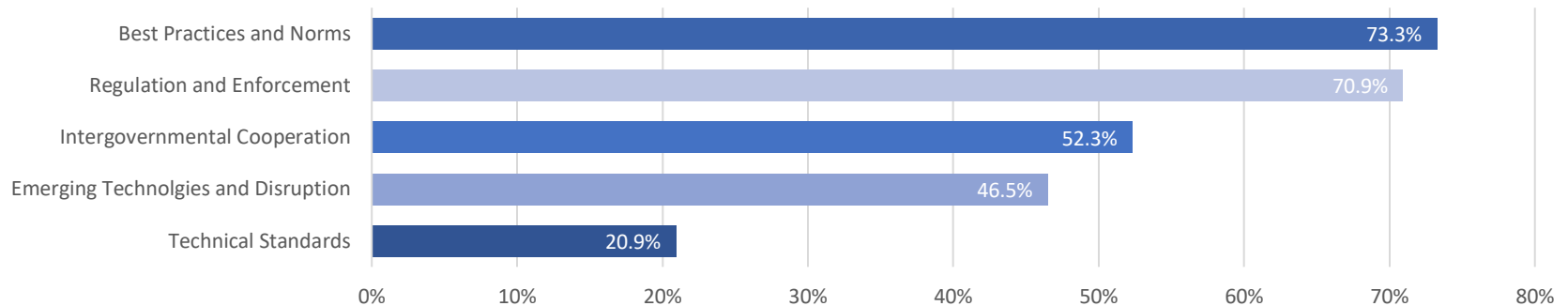
Subject Area Breakdown – Content Policy

Cross-Cutting Themes

The charts below show the percentage of respondents that selected each theme for the Content Policy Subject Area, based on the rating they gave to Content Policy in Section 3.

Cross-Cutting Themes in Content Policy - All Responses

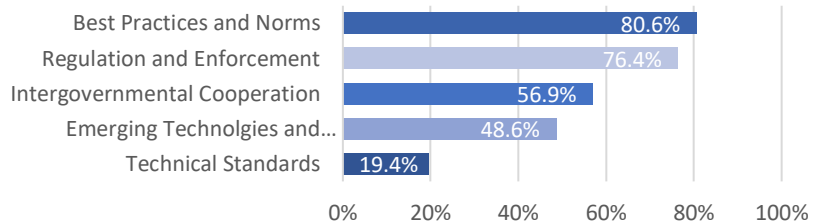
Percentage of respondents



	Technical Standards	Emerging Technologies and Disruption	Intergovernmental Cooperation	Regulation and Enforcement	Best Practices and Norms
■ %	20.9%	46.5%	52.3%	70.9%	73.3%

5 or Higher

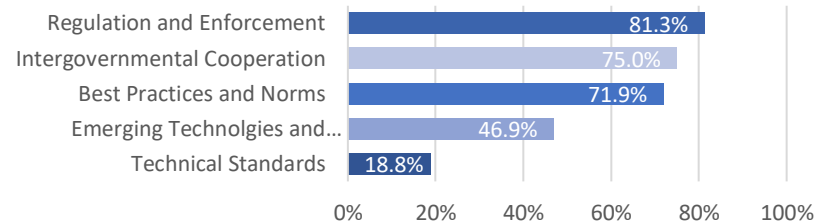
Percentage of respondents



	Technical Standards	Emerging Technologies and Disruption	Intergovernmental Cooperation	Regulation and Enforcement	Best Practices and Norms
■ %	19.4%	48.6%	56.9%	76.4%	80.6%

8 or Higher

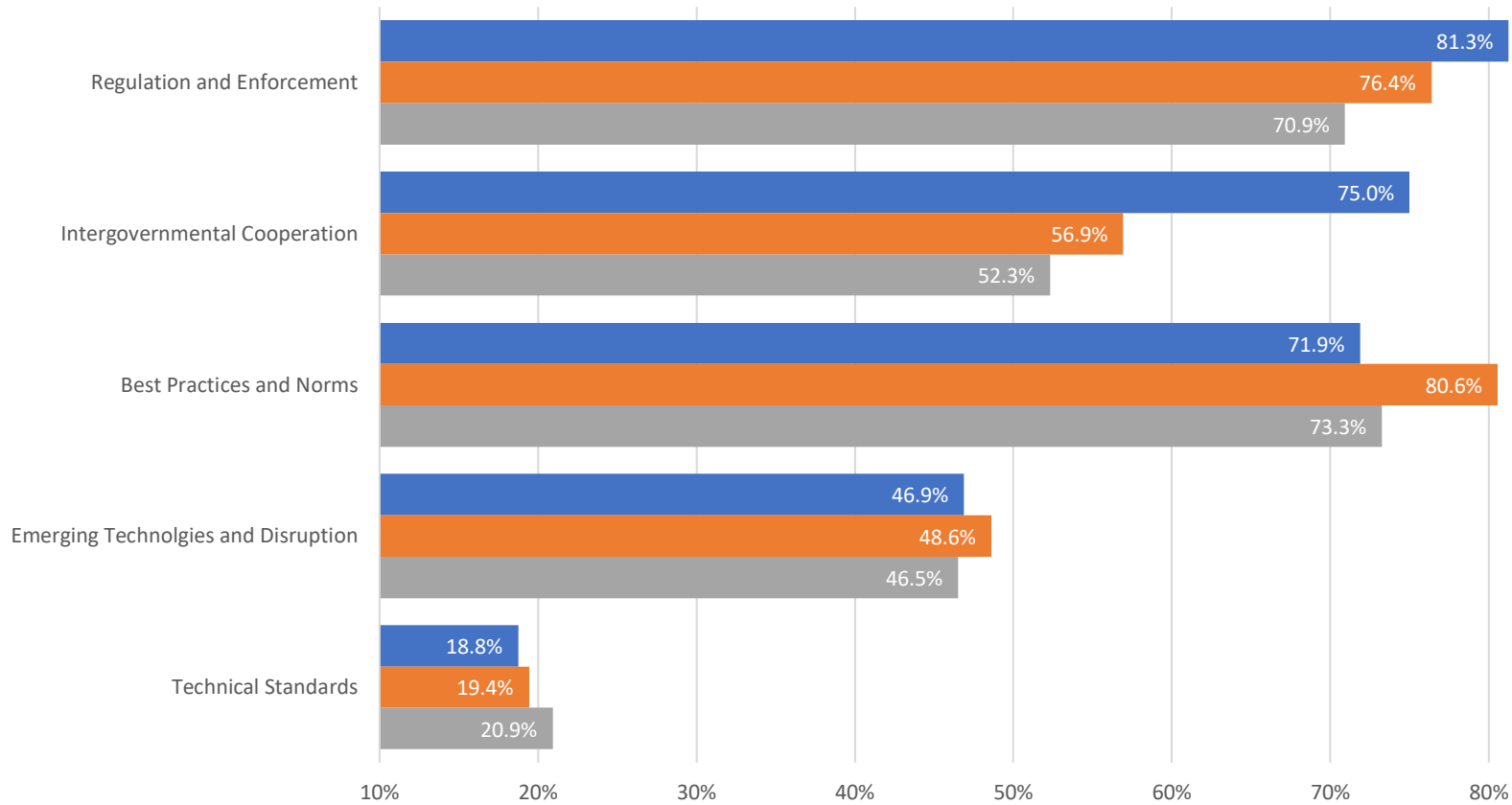
Percentage of respondents



	Technical Standards	Emerging Technologies and Disruption	Best Practices and Norms	Intergovernmental Cooperation	Regulation and Enforcement
■ %	18.8%	46.9%	71.9%	75.0%	81.3%

This chart combines the data from the other graphs in this section for easier comparison of results across metrics.

Cross-Cutting Themes in Content Policy - Comparison Across Metrics



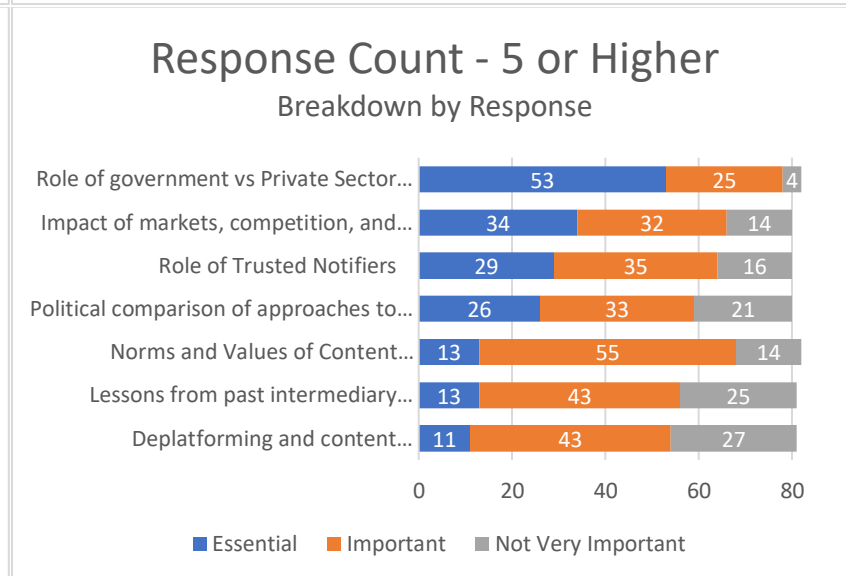
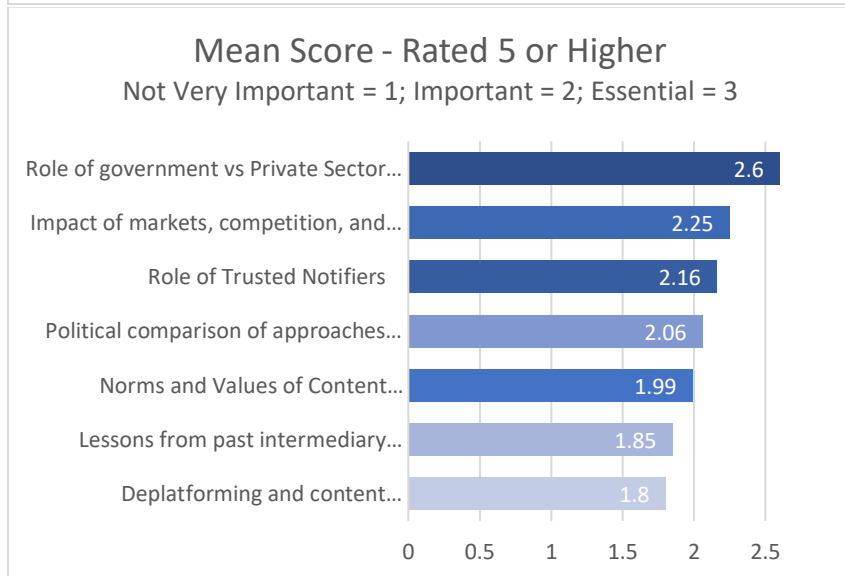
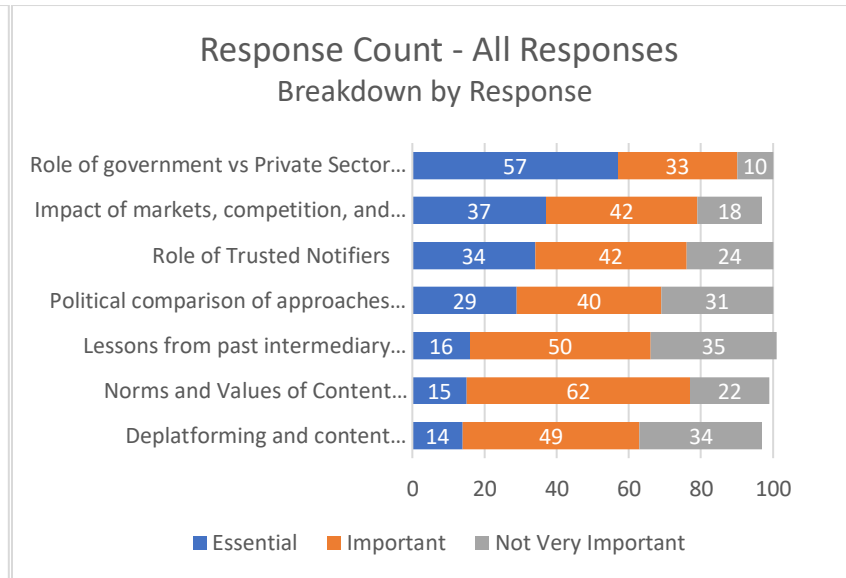
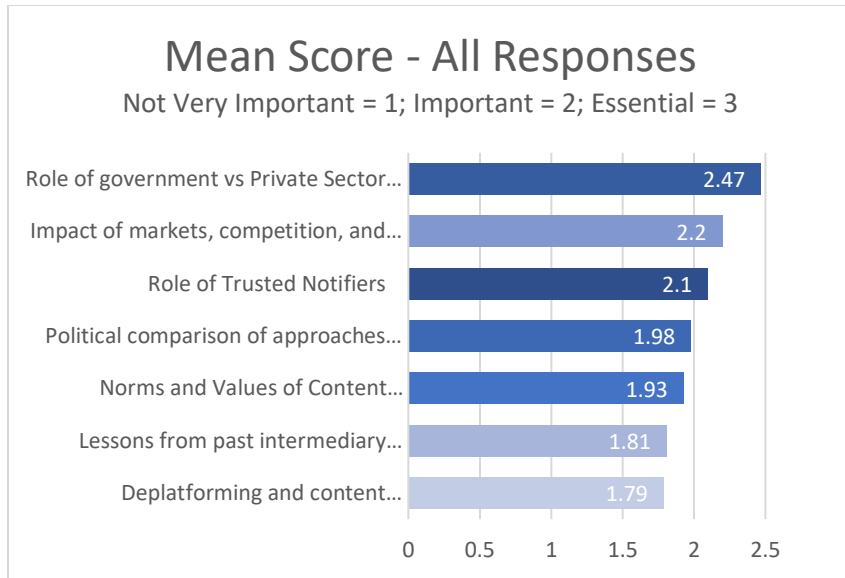
	Technical Standards	Emerging Technologies and Disruption	Best Practices and Norms	Intergovernmental Cooperation	Regulation and Enforcement
Scored - 8 +	18.8%	46.9%	71.9%	75.0%	81.3%
Scored - 5 +	19.4%	48.6%	80.6%	56.9%	76.4%
All	20.9%	46.5%	73.3%	52.3%	70.9%

■ Scored - 8 + ■ Scored - 5 + ■ All

Content Policy Topics

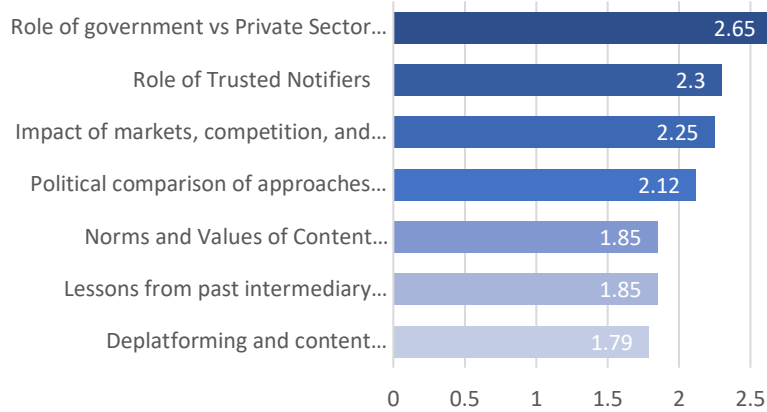
The charts below show the mean scores and response counts for each option, based on the rating they gave to Content Policy in Section 3. The point system used to calculate the mean score assigns the following numerical values to each point of the Likert Scale:

- Not Very Important = 1
- Important = 2
- Essential = 3



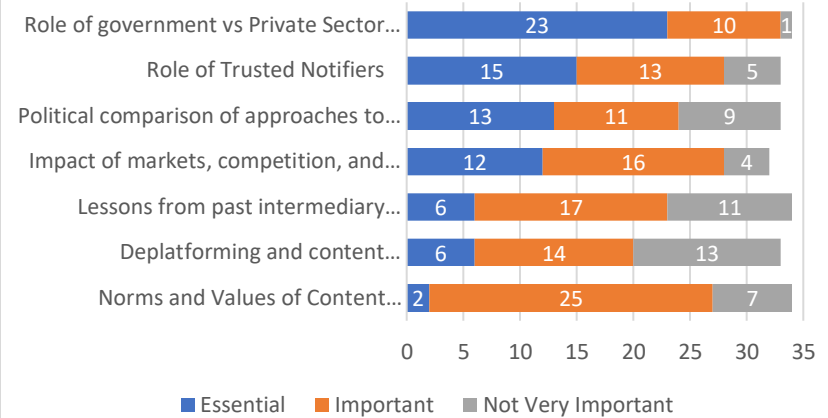
Mean Score - 8 or Higher

Not Very Important = 1; Important = 2; Essential = 3



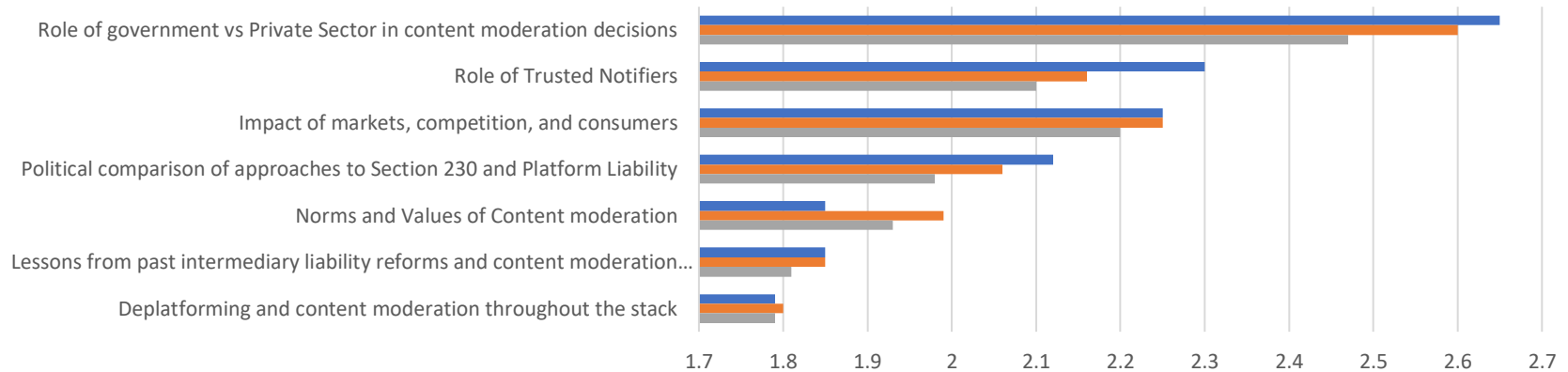
Response Count - 8 or Higher

Breakdown by Response



Mean Scores - Comparison Across Metrics

■ Scored - 8 + ■ Scored - 5 + ■ All



	Deplatforming and content moderation throughout the stack	Lessons from past intermediary liability reforms and content moderation decision	Norms and Values of Content moderation	Political comparison of approaches to Section 230 and Platform Liability	Impact of markets, competition, and consumers	Role of Trusted Notifiers	Role of government vs Private Sector in content moderation decisions
Scored - 8 +	1.79	1.85	1.85	2.12	2.25	2.3	2.65
Scored - 5 +	1.8	1.85	1.99	2.06	2.25	2.16	2.6
All	1.79	1.81	1.93	1.98	2.2	2.1	2.47